

Managing Weeds

Weeds - every garden has them. Follow these tips and you can manage your garden's weeds effectively and without much effort.

Is It A Weed?

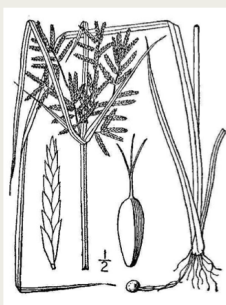
A weed is simply a plant growing in the wrong place. Not sure it's a weed? Give vegetables time to sprout so you can properly identify them. For tough weeds with large taproots (like dandelions) or ones that spread through underground stems, try to remove as much of the roots as you can. Here are a few common types:



Bermuda grass



Dandelion



Yellow nutsedge



Bindweed



Prostrate spurge



Crab grass

Be Consistent

Weeds are much easier to handle as tiny sprouts, so visit your garden often.

Make Room

Give vegetables enough room to grow and give yourself and your favorite weeding tool enough room to work.

Take Your Time


Working in the garden can be relaxing and has been shown to reduce stress.

Mulch

As weather warms and weeds are cleared, consider spreading a thick layer of old hay, straw, or dried grass to prevent future weeds.

Choose Your Tool


There are many examples of weeding tools. Often, inexpensive ones can be found at garage sales or auctions. Here are a few common types



Square Hoe



Triangle Hoe



Stirrup Hoe